



# Business Data Analyst

## Olivia Johnson

### Professional summary

Detail-oriented and analytical entry-level business data analyst with a strong foundation in data collection, analysis, and interpretation. Eager to apply statistical analysis skills and knowledge of data visualization tools to support data-driven decision-making. Ready to contribute to business growth at a forward-thinking organization.

### Experience

#### Data Analysis Intern

July 2023 - December 2023

Skytech Solutions, London, UK /

- Collected, cleaned, and analyzed data from various business units to generate insights for improving operational efficiency.
- Created interactive dashboards and reports for internal stakeholders using Tableau and Excel.
- Assisted in preparing weekly business reports with actionable insights for senior management.
- Conducted basic statistical analysis to forecast business trends.

### Projects

#### Sales Data Analysis Project


- Analyzed sales data from the last two years for a retail company to identify trends, patterns, and areas for improvement.
- Presented findings to management, leading to a 5% increase in sales through optimized stock allocation.


#### Data Analyst Volunteer


March 2024 - May 2024

GreenTech Charity, London, UK


- Assisted in collecting and analyzing data for a charity initiative focused on environmental sustainability.
- Created data visualizations and reports to help the charity assess the success of their fundraising efforts.
- Collaborated with the communications team to present data-driven insights in a way that was easy for the public to understand.
- Utilized Excel and Tableau to track donations and campaign effectiveness.

 (555) 123-4567

 olivia.johnson@email.com

 London, UK

### Links

 LinkedIn: /in/olivia-johnson

### Education

#### Bachelor of Science in Data Science

University College London, UK

Graduated: June 2024

- Key Courses: Data Analytics, Statistical Modeling, Machine Learning, Data Visualization

### Certifications


- Google Data Analytics Professional Certificate (2025)
- Tableau Desktop Specialist (2023)

### Skills


Data Analysis & Interpretation 

SQL & Excel 

Python (Pandas, NumPy) 

Data Visualization (Tableau, Power BI) 

Statistical Analysis 

Business Intelligence 

Report Generation & Presentation 